

ORDER DATE	REQUESTED DELIVERY / PICKUP DATE	CUSTOMER REFERENCE NUMBER	DINCEL QUOTE NUMBER
COMPANY NAME		ABN / ACN	
ACCOUNTS CONTACT NAME	ACCOUNTS CONTACT NUMBER	ACCOUNTS CONTACT EMAIL ADDRESS	
SITE ADDRESS	SUBURB	STATE	POSTCODE
DELIVERY ADDRESS (IF DIFFERENT TO SITE ADDRESS) / SPECIAL DELIVERY INSTRUCTIONS	SUBURB	STATE	POSTCODE
SITE CONTACT NAME	SITE CONTACT NUMBER	SITE CONTACT EMAIL ADDRESS	

**DELIVERY TO SITE** (Contact us for availability and pricing)**LOCAL PICKUP** (Erskine Park NSW, Yatala QLD, Dandenong South VIC)**WHEN 3 X MAIN PROFILES ARE SNAPPED TOGETHER IT EQUALS 1 LINEAL METER OF WALL.**

110P-1 MAIN PROFILE (110mm x 333mm)			ACCESSORIES			
STOCK LENGTHS (mm)	LENGTH REQUIRED (mm)	QTY (PANELS)	CODE	DESCRIPTION	UOM	QTY
STOCK LENGTHS No minimum order	2850mm		110P-3	CORNER PROFILE	3000mm	
	3000mm		110P-EC	CLIP-ON END CAP	3000mm	
	3300mm		110P-J	JOINER	3000mm	
	3600mm		110P-G	GUIDE	3000mm	
CUSTOM LENGTHS (mm)	LENGTH REQUIRED (mm)	QTY (PANELS)	110P-TC	SCREW-ON CAP	3000mm	
CUSTOM LENGTHS 1200 - 1800mm 150mm Increments Minimum 6 panels per custom length	1200mm		110P-WS	WALL SPLICER	3000mm	
	1350mm		110P-EG	EDGE GUIDE	3000mm	
	1500mm		D-VRC30	VERTICAL REO CLIP (TYPE 2)	250/Box	
	1650mm		D-VRC40			
	1800mm		D-VRC50			
CUSTOM LENGTHS 1801 - 7950mm 1mm Increments Minimum 6 panels per custom length			D-ANG50	50mm x 50mm x 3mm ANGLE	3000mm	
			SCREWS	SCREWS (8G X 25mm)	1000/Box	
PRINT NAME			SIGNATURE			

**ORDER TERMS & CONDITIONS**

**By signing this form I confirm that:** (1) I have read, understand and agree to the DCS Terms & Conditions of Sale located at this link [www.dincel.com.au/tcos](http://www.dincel.com.au/tcos) (Sales Contract); (2) The Customer agrees that the Sales Contract will prevail over any terms or conditions of the Customer and will be the entire agreement in respect of this purchase; (3) I am an authorised representative of the Customer, with the legal capacity to enter into the Sales Contract on behalf of the Customer; (4) The details (including nominated heights and quantities) of this order are correct; (5) Your order will commence production/fulfilment upon receipt of the deposit payment; and (6) The delivery/pickup date will be confirmed by DCS after the deposit payment is made.

ORDER DATE	REQUESTED DELIVERY / PICKUP DATE	CUSTOMER REFERENCE NUMBER	DINCEL QUOTE NUMBER
COMPANY NAME		ABN / ACN	
ACCOUNTS CONTACT NAME	ACCOUNTS CONTACT NUMBER	ACCOUNTS CONTACT EMAIL ADDRESS	
SITE ADDRESS	SUBURB	STATE	POSTCODE
DELIVERY ADDRESS (IF DIFFERENT TO SITE ADDRESS) / SPECIAL DELIVERY INSTRUCTIONS	SUBURB	STATE	POSTCODE
SITE CONTACT NAME	SITE CONTACT NUMBER	SITE CONTACT EMAIL ADDRESS	

☐ **DELIVERY TO SITE** (Contact us for availability and pricing) ☐ **LOCAL PICKUP** (Erskine Park NSW, Yatala QLD, Dandenong South VIC)

**WHEN 3 X MAIN PROFILES ARE SNAPPED TOGETHER IT EQUALS 1 LINEAL METER OF WALL.**

155P-1 MAIN PROFILE (155mm x 333mm)			ACCESSORIES			
STOCK LENGTHS (mm)	LENGTH REQUIRED (mm)	QTY (PANELS)	CODE	DESCRIPTION	UOM	QTY
STOCK LENGTHS No minimum order	2850mm		155P-3	CORNER PROFILE	3000mm	
	3000mm		155P--EC	CLIP-ON END CAP	3000mm	
	3300mm		155P-J	JOINER	3000mm	
	3600mm		155P-G	GUIDE	3000mm	
CUSTOM LENGTHS (mm)	LENGTH REQUIRED (mm)	QTY (PANELS)	155P-TC	SCREW-ON CAP	3000mm	
CUSTOM LENGTHS 1200 - 1800mm 150mm Increments Minimum 6 panels per custom length	1200mm		155P-WS	WALL SPLICER	3000mm	
	1350mm		155P-SE	STOP END	3000mm	
	1500mm		D-VRC30	VERTICAL REO CLIP (TYPE 2)	250/Box	
	1650mm		D-VRC40			
	1800mm		D-VRC50			
CUSTOM LENGTHS 1801 - 7950mm 1mm Increments Minimum 6 panels per custom length			D-ANG50	50mm x 30mm x 3mm ANGLE	3000mm	
			SCREWS	SCREWS (8G x 25mm)	1000/Box	
PRINT NAME	SIGNATURE					

#### ORDER TERMS & CONDITIONS

**By signing this form I confirm that:** (1) I have read, understand and agree to the DCS Terms & Conditions of Sale located at this link [www.dincel.com.au/tcos](http://www.dincel.com.au/tcos) (Sales Contract); (2) The Customer agrees that the Sales Contract will prevail over any terms or conditions of the Customer and will be the entire agreement in respect of this purchase; (3) I am an authorised representative of the Customer, with the legal capacity to enter into the Sales Contract on behalf of the Customer; (4) The details (including nominated heights and quantities) of this order are correct; (5) Your order will commence production/fulfilment upon receipt of the deposit payment; and (6) The delivery/pickup date will be confirmed by DCS after the deposit payment is made.

ORDER DATE	REQUESTED DELIVERY / PICKUP DATE	CUSTOMER REFERENCE NUMBER	DINCEL QUOTE NUMBER
COMPANY NAME		ABN / ACN	
ACCOUNTS CONTACT NAME	ACCOUNTS CONTACT NUMBER	ACCOUNTS CONTACT EMAIL ADDRESS	
SITE ADDRESS	SUBURB	STATE	POSTCODE
DELIVERY ADDRESS (IF DIFFERENT TO SITE ADDRESS) / SPECIAL DELIVERY INSTRUCTIONS	SUBURB	STATE	POSTCODE
SITE CONTACT NAME	SITE CONTACT NUMBER	SITE CONTACT EMAIL ADDRESS	

☐ DELIVERY TO SITE (Contact us for availability and pricing)

☐ LOCAL PICKUP (Erskine Park NSW, Yatala QLD, Dandenong South VIC)

WHEN 3 X MAIN PROFILES ARE SNAPPED TOGETHER IT EQUALS 1 LINEAL METER OF WALL.

200P-1 MAIN PROFILE (200mm x 333mm)			ACCESSORIES			
STOCK LENGTHS (mm)	LENGTH REQUIRED (mm)	QTY (PANELS)	CODE	DESCRIPTION	UOM	QTY
STOCK LENGTHS No minimum order	2850mm		200P-1C	CENTRE HOLE CUT OUT	3000mm	
	3000mm				3600mm	
	3150mm		200P-2	SPACER	3600mm	
	3300mm		200P-4	ANGLE PROFILE	3600mm	
	3450mm		200P-5	CORNER PROFILE	3000mm	
	3600mm				3600mm	
CUSTOM LENGTHS (mm)	LENGTH REQUIRED (mm)	QTY (PANELS)	200P-EC	CLIP-ON END CAP	3600mm	
CUSTOM LENGTHS 1200 - 1800mm 150mm Increments Minimum 6 panels per custom length	1200mm		200P-J	JOINER	3600mm	
	1350mm		200P-G	GUIDE	3600mm	
	1500mm		200P-WS	WALL SPLICER	3600mm	
	1650mm		200P-SE	STOP END	3600mm	
	1800mm		200P-TC	SCREW-ON CAP	3600mm	
CUSTOM LENGTHS 1801 - 7950mm 1mm Increments Minimum 6 panels per custom length			200P-EG	EDGE GUIDE	3600mm	
			200P-VRC	VERTICAL REO CLIP (TYPE 1)	100/Bag	
			D-VRC30	VERTICAL REO CLIP (TYPE 2)	250/Box	
			D-VRC40			
			D-VRC50			
			200P-TJ	T-JUNCTION	3000mm	
					3600mm	
			D-ANG50	50mm x 50mm x 3mm ANGLE	3000mm	
			SCREWS	SCREWS (8G x 25mm)	1000/Box	
PRINT NAME			SIGNATURE			

ORDER TERMS & CONDITIONS

By signing this form I confirm that: (1) I have read, understand and agree to the DCS Terms & Conditions of Sale located at this link [www.dincel.com.au/tcos](http://www.dincel.com.au/tcos) (Sales Contract); (2) The Customer agrees that the Sales Contract will prevail over any terms or conditions of the Customer and will be the entire agreement in respect of this purchase; (3) I am an authorised representative of the Customer, with the legal capacity to enter into the Sales Contract on behalf of the Customer; (4) The details (including nominated heights and quantities) of this order are correct; (5) Your order will commence production/fulfilment upon receipt of the deposit payment; and (6) The delivery/pickup date will be confirmed by DCS after the deposit payment is made.

ORDER DATE	REQUESTED DELIVERY / PICKUP DATE	CUSTOMER REFERENCE NUMBER	DINCEL QUOTE NUMBER
COMPANY NAME		ABN / ACN	
ACCOUNTS CONTACT NAME	ACCOUNTS CONTACT NUMBER	ACCOUNTS CONTACT EMAIL ADDRESS	
SITE ADDRESS	SUBURB	STATE	POSTCODE
DELIVERY ADDRESS (IF DIFFERENT TO SITE ADDRESS) / SPECIAL DELIVERY INSTRUCTIONS	SUBURB	STATE	POSTCODE
SITE CONTACT NAME	SITE CONTACT NUMBER	SITE CONTACT EMAIL ADDRESS	

☐ **DELIVERY TO SITE** (Contact us for availability and pricing) ☐ **LOCAL PICKUP** (Erskine Park NSW, Yatala QLD, Dandenong South VIC)

**WHEN 3 X MAIN PROFILES ARE SNAPPED TOGETHER IT EQUALS 0.825 LINEAL METER OF WALL.**









275P-1 MAIN PROFILE (275mm x 275mm)			ACCESSORIES			
STOCK LENGTHS (mm)	LENGTH REQUIRED (mm)	QTY (PANELS)	CODE	DESCRIPTION	UOM	QTY
STOCK LENGTHS No minimum order	2850mm		275P-1C	CENTRE HOLE CUT OUT	3000mm	
	3000mm				3600mm	
	3600mm		275P-4	ANGLE PROFILE	3600mm	
CUSTOM LENGTHS (mm)	LENGTH REQUIRED (mm)	QTY (PANELS)	275P-5	CORNER PROFILE	3000mm	
CUSTOM LENGTHS 1200 - 1800mm 150mm Increments Minimum 6 panels per custom length	1200mm				3600mm	
	1350mm		275P-EC	CLIP-ON END CAP	3600mm	
	1500mm		275P-J	JOINER	3600mm	
	1650mm		275P-WS	WALL SPLICER	3600mm	
	1800mm		275P-TC	SCREW-ON CAP	3600mm	
CUSTOM LENGTHS 1801 - 6525mm 1mm Increments Minimum 6 panels per custom length			275P-TJ	T-JUNCTION	3000mm	
					3600mm	
			D-ANG50	50mm x 50mm x 3mm ANGLE	3000mm	
			SCREWS	SCREWS (8G x 25mm)	1000/Box	
PRINT NAME			SIGNATURE			

#### ORDER TERMS & CONDITIONS

**By signing this form I confirm that:** (1) I have read, understand and agree to the DCS Terms & Conditions of Sale located at this link [www.dincel.com.au/tcos](http://www.dincel.com.au/tcos) (Sales Contract); (2) The Customer agrees that the Sales Contract will prevail over any terms or conditions of the Customer and will be the entire agreement in respect of this purchase; (3) I am an authorised representative of the Customer, with the legal capacity to enter into the Sales Contract on behalf of the Customer; (4) The details (including nominated heights and quantities) of this order are correct; (5) Your order will commence production/fulfilment upon receipt of the deposit payment; and (6) The delivery/pickup date will be confirmed by DCS after the deposit payment is made.

◀ All images are representational only and may vary by chosen profile. For more information scan the QR Code to refer to the Dincel Construction Manual:

IMAGE	DESCRIPTION	110P	155P	200P	275P
	ANGLE PROFILE 3600mm	N/A	N/A	200P-4	275P-4
	ANGLE PVC 50mm x 50mm x 3mm 3000mm (UOM = 1 piece, image represents that angle can be used either side of wall)	D-ANG50			
	CENTRE HOLE PROFILE CUT 3000/3600mm	N/A	N/A	200P-1C	275P-1C
	CORNER PROFILE 110/155P - 3000mm (1 Piece) 200P - 3000/3600mm (3 Piece) 275P - 3000/3600mm (3 Piece)	110P-3	155P-3	200P-5	275P-5
	T-JUNCTION 200P - 3000/3600mm (4 Piece) 275P - 3000/3600mm (4 Piece)	N/A	N/A	200P-TJ	275P-TJ
	EDGE GUIDE 110P - 3000mm 200P - 3600mm	110P-EG	N/A	200P-EG	N/A
	END CAP 110/155P - 3000mm 200/275P - 3600mm	110P-EC	155P-EC	200P-EC	275P-EC
	GUIDETRACK 110/155P - 3000mm 200 - 3600mm	110P-G	155P-G	200P-G	N/A

IMAGE	DESCRIPTION	110P	155P	200P	275P
	JOINER 110/155P - 3000mm 200/275P - 3600mm	110P-J	155P-J	200P-J	275P-J
	SCREWS 8G x 25mm	SCREWS			
	SPACER 3600mm	N/A	N/A	200P-2	N/A
	STOP END 155P - 3000mm 200P - 3600mm	N/A	155P-SE	200P-SE	N/A
	TOP CAP 110/155P - 3000mm 200/275P - 3600mm	110P-TC	155P-TC	200P-TC	275P-TC
	VERTICAL REO CLIP TYPE 1	N/A	N/A	200P-VRC	N/A
	VERTICAL REO CLIP TYPE 2 20 / 30 / 40 / 50mm Bar Cover	D-VRC20 / D-VRC30 / D-VRC40 / D-VRC50			
	WALL SPLICER 110/155P - 3000mm 200/275P - 3600mm	110P-WS	155P-WS	200P-WS	275P-WS